

Lesson Plan: Reading Comprehension

What is a Noun?

Lesson Plan: Reading Comprehension What is a Noun?

Teaching Message:

Good readers can locate nouns when they are reading.

Teaching Connection:

We should always learn new reading skills that good readers use to become better readers. Today we are going to learn/review what nouns are and when to use them in stories and writing.

Warm-Up: What Is A Noun?

Ask students if they are familiar with nouns and see if anyone can share the definition. If not, inform students that a noun is a person, animal, place, or thing.

Afterwards, show students the "What is a Noun?" chart, ask the following questions, and complete the chart as a class.

Say: "We all know that a noun is a person. Does that mean [insert student name] is a noun?" Once the students respond with the correct answer, write that name on the chart paper under the "Person" column.

Say: "If [student name] is a noun, then we all must be nouns, right?"

Instead of filling up the chart with the names of students, get them to identify types of people as nouns (i.e. a fireman, the principal, an athlete, etc.)

Continue the warm up until there are at least 5 examples in each column and that the students come up with at least 90% of the examples.

Active Engagement:

Read Aloud: *A Mink, a Fink, a Skating Rink: What is a Noun?* (or a similar book). Read this short book about nouns to the students to teach them about nouns.

CHART EXAMPLE:

WHAT IS A NOUN?

Definition: A noun is a person, animal, place or thing.


PERSON

ANIMAL


PLACE

THING

Name _____ Date _____



READING PRACTICE: Nouns



Directions: Circle the nouns in each sentence.

Remember: A noun is a person, animal, place or thing.

- Mr. White and his cat live behind the park.
- Mom and dad went shopping at Toys R Us.
- Ashley went to visit her mom at the hospital.
- Have you ever been to the playground near the school?
- Jenny took her puppies to school for "Show and Tell" yesterday.
- I want to play with the basketball during gym.
- Christina wants kittens for her birthday.
- Leave your bike outside behind the house.
- Adam dropped his pencil in front of the classroom door.
- Mrs. Smith forgot her bag in the library.

Lesson Plan: Reading Comprehension

What is a Noun?

Teaching Message:

Good readers can locate nouns when they are reading.

Teaching Connection:

We should always learn new reading skills that good readers use to become better readers. Today we are going to learn/review what nouns are and when they are used in stories and writing.

Warm-Up: What Is A Noun?

Ask students if they are familiar with nouns and see if anyone can share the correct definition. If not, inform students that a noun is a person, animal, place or thing.

Afterwards, show students the “What is a Noun?” chart, ask the following questions and complete the chart as a class.

Say: “We all know that a noun is a person. Does that mean [insert student’s name] is a noun?” Once the students respond with the correct answer, write that student’s name on the chart paper under the “Person” column.

Say: “If [student] is a noun, then we all must be nouns, right?”

Instead of filling up the chart with the names of students, get them to identify different types of people as nouns (i.e. a fireman, the principal, an athlete, etc.)

Continue the warm up until there are at least 5 examples in each column. Make sure that the students come up with at least 90% of the examples.

Active Engagement:

Read Aloud: *A Mink, a Fink, a Skating Rink: What is a Noun?* (or a similar text)
Read this short book about nouns to the students to teach them about nouns.

After every few pages, stop and ask the kids to identify the types of nouns on the page.

For example, page 5 reads “Even Uncle Phil is a noun”.

Say: “If Uncle Phil is a noun, where would he put him on our “What is a Noun?” chart?”

If there is still room, continue to add the nouns from the book to the chart.

Independent Reading:

After the read aloud, students will read their independent reading books, locate the nouns within and complete the “Nouns Practice” handout.

If students finish before the end of the hour, they can do one of the following:

1. Select another independent reading book and complete a second handout.
2. Draw a picture of each type of noun.
3. Write five complete sentences and circle all of the nouns and identify each as a person, animal, place or thing.

Example: Peter went for a walk with his dog at the park today.

Peter is a person, the dog is an animal and the park is a place.

Share:

Towards the end of the reading period, elect 2-3 students to share the nouns they found in their stories with the class. Ask other students if they found any of the same nouns in their stories.

Materials:

1 large piece of chart paper

4 different color markers and 1 black marker

Activities Sheets (Provided)

Book: *A Mink, a Fink, a Skating Rink: What is a Noun?* By Brian P. Cleary

CHART EXAMPLE:

WHAT IS A NOUN?

Definition: A noun is a **person**, **animal**, **place** or **thing**.

PERSON	ANIMAL
PLACE	THING

Name _____

Date _____



READING PRACTICE: Nouns




Directions: Circle the nouns in each sentence.

Remember: A noun is a person, animal, place or thing.

1. Mr. White and his cat live behind the park.
2. Mom and dad went shopping at Toys R Us.
3. Ashley went to visit her mom at the hospital.
4. Have you ever been to the playground near the school?
5. Jenny took her puppies to school for "Show and Tell" yesterday.
6. I want to play with the basketball during gym.
7. Christina wants kittens for her birthday.
8. Leave your bike outside behind the house.
9. Adam dropped his pencil in front of the classroom door.
10. Mrs. Smith forgot her bag in the library.

Name _____

Date _____



READING PRACTICE:

Nouns



Directions: Circle the nouns in each sentence.

Remember: A noun is a person, animal, place or thing.

1. Kim went to the store to buy a new bike.
2. I want to go to McDonald's for breakfast.
3. Have you ever been to Disney World?
4. Alex can't find his crayons.
5. Pam, Kelly, and David are going to school on the bus.
6. I wait in front of the school for my mom to pick me up.
7. Ray has two dogs, three cats and one bird.
8. Nick threw the ball to Jacob on the baseball field.
9. Sam and Jose were first in line today in the lunchroom.
10. Mrs. Jones is going to bring her fish to school tomorrow.

Name _____

Date _____



Nouns



Directions: Write down the nouns from your book in the chart below.

Book Title: _____

PERSON	ANIMAL
PLACE	THING

ACKNOWLEDGEMENTS

Borders, fonts, and graphics by



Canva



Microsoft Office
WORD



Follow, Tweet, Pin, & Share!



Thank you for downloading!

www.TheTeacherTreasury.com



HELP US GROW

Please take a moment
to tell other educators
about our website and
resources.



**We appreciate
your support!**

