

Making Inferences

Picture #1



Casey and Josie
are standing in front of
East Moore Middle School.

Making Inferences

Picture #2



Sue surprised her friend
with a gift.

Making Inferences

Picture #3



Angela isn't going
to school today.

Making Inferences

Picture #4



Cowboy Steve decided to have a much bigger breakfast than usual.

Making Inferences


Picture #5



Natasha is eating at her favorite restaurant.

Making Inferences

Picture #6



Mrs. Neddleson doesn't want to go to work today.

Making Inferences

Picture #7



Ms. Doherty is crying.

Making Inferences

Picture #8



Allen is in a hurry.

Making Inferences


Picture #9



The aliens abducted
the store manikins.

Making Inferences

Picture #10



Kevin and Alexa had fun with their parents this weekend.

Making Inferences


Picture #11



Mr. Driscoll slipped
and fell before leaving the
grocery store.

Making Inferences

Picture #12



The team enjoyed lunch
after the game.

Making Inferences

Picture # 13



Rico practices his basketball skills seven days a week.

Making Inferences

Picture # 14



“I don’t know what went wrong,” Jennifer cried to her husband.

Making Inferences

Picture #15



Sheila does the same thing
every morning.

Name _____

Date _____

Making Inferences

Directions: Examine each picture carefully, read the caption and make an inference about the situation.

Picture #1:

I think _____

because _____

Picture #2:

I think _____

because _____

Picture #3:

I think _____

because _____

Picture #4:

I think _____

because _____

Picture #5:

I think _____

because _____

Picture #6:

I think _____

because _____

Picture #7:

I think _____

because _____

Picture #8:

I think _____

because _____

Picture #9:

I think _____

because _____

Picture #10:

I think _____

because _____

Picture #11:

I think _____

because _____

Picture #12:

I think _____

because _____

Picture #13:

I think _____

because _____

Picture #14:

I think _____

because _____

Picture #15:

I think _____

because _____

Picture #16:

I think _____

because _____

Picture #17:

I think _____

because _____

Picture #18:

I think _____

because _____

Picture #19:

I think _____

because _____

Picture #20:

I think _____

because _____

Picture #21:

I think _____

because _____

Picture #22:

I think _____

because _____

Picture #23:

I think _____

because _____

Picture #24:

I think _____

because _____

Picture #25:

I think _____

because _____

Picture #26:

I think _____

because _____

Picture #27:

I think _____

because _____

Picture #28:

I think _____

because _____

Picture #29:

I think _____

because _____

Picture #30:

I think _____



because _____

Name _____

Date _____

Making Inferences

Picture # _____



Teacher Instructions:

Materials Needed:

- 1 clipboard, white board or solid, portable surface for each student to write on
- Tape, Velcro or a similar device to post the images around the classroom
- 15 pieces of colored construction paper (optional)

STEP 1:

Before the students enter the class, post the 15 pictures clockwise around the room in numerical order. I would recommend being creative with where you are placing the pictures. Don't make it TOO easy for the students to find them. Place some on the floor, windows, behind doors, on the sides of shelves, etc. I would also suggest placing a sheet of colored construction paper on the back of each picture so that it will stand out from the other papers you have throughout the classroom.

STEP 2:

When it's time to begin the lesson, inform your students that you have posted several pictures throughout the room and explain that their job is to review each photo and make an inference based on the images and captions. They will record their responses on the handouts provided as they walk around the room with their clipboards / personal white boards. They should not debate about the photos with each other until after the lesson. All answers should be original and students should not be asking each other for their opinions on the pictures until they finish the carousel.

THIS IS A SILENT ACTIVITY.

The goal is for students to make an educated guess about what is happening (or what will happen) based on what they see, what they've read and what they know or have personally experienced. Ultimately, they should read between the lines and expand upon the storyline provided. Students should avoid repeating the caption in their responses, but that doesn't necessarily make their responses incorrect. The **Possible Responses** provided on the following pages will give you a better idea of the more acceptable inferences.

STEP 3:

Individually call on students to begin the Inference Carousel. For example, the first student you select should start at Picture #1 (or whatever number you choose). The next student should begin at the following (or different) picture and then continue walking clockwise around the room. Students should make sure the picture they are currently looking at corresponds to the correct number on their handout. If they begin at Picture #12, they should be recording their responses on the sheet where it says "Picture #12".

Please stress the importance of paying attention to the "Picture #" when recording their answers.

STEP 4:

Once my students were finished with the carousel, we reviewed each photo with the responses from around the room to generate a discussion about how and why they came up with their inferences. Obligating them to include the word "because" in all of their responses made it much easier for them to explain the reasoning behind their conclusions and gave room for other students to argue their opinions when they didn't make the same inference.

*****Please note that you only need to print pages 1-20 for the first lesson*****

Lesson Modifications:

Inference Merry – Go – Round

An alternative to having students walk around the room would be to put their desks together in the form of a large circle. Pass out the images one at a time and have students continually circulate the pictures until everyone finished. A student should never have more than one picture at their desk at once. This is another reason why it is very important for them to pay close attention to the "Picture #s". Please note that you can conduct the lesson in the very same way, the only difference is that the students remain seated.

Possible Responses

Picture #1:

- I think Casey and Josie just graduated from school because they are wearing a cap and gown with flowers and smiling in front of their school.
- I think Casey and Josie are excited because they are graduating from Middle School.
- I think the girls are excited because they are thrilled to be finished with the school year.
- I think the girls are happy because they are ready for the summer to begin.

Picture #2:

- I think it's Christmas because Sue's gift looks like a Christmas present.
- I think it's her birthday and not Christmas because they are wearing summer clothes, not winter clothes.
- I think Sue gave her friend a gift to say "Thank You" for something she helped Sue with in the past because that's what friends do for each other.
- I think Sue's friend enjoyed the surprise because of the look of happiness on her face.

Picture #3:

- I think Angela can't go to school because her parents can't drive anywhere since the roads are covered in snow.
- I think Angela isn't going to school today because her school is closed for a Snow Day.
- I think Angela isn't going to school today because she wants to stay home and play in the snow.

Picture #4:

- I think Cowboy Steve isn't going to finish all of his breakfast because it's too much food for him to eat.
- I think Cowboy Steve isn't going to finish all of the pancakes because the stack is bigger than him.
- I think Cowboy Steve is having a bigger breakfast because he is more hungry than normal this morning.
- I think Cowboy Steve loves pancakes because that's all he ordered for breakfast.
- I think Cowboy Steve is going to be sick if he eats all of those pancakes because it's too much food for one person to eat at one time.

Picture #5:

- I think Natasha's favorite food is seafood because that's what she's eating at her favorite restaurant.
- I think Natasha's favorite food is crab because that's what she is eating and has on her hat.
- I think Natasha's favorite restaurant is Red Lobster because it looks like that's where she might be eating.
- I think Natasha has eaten at this restaurant several times because it is her favorite.

Picture #6:

- I think Mrs. Neddleson doesn't want to go to work because she has a headache and a fever.
- I think Mrs. Neddleson will decide not to go to work because she is sick / not feeling well today.
- I think Mrs. Neddleson won't go to work because she is sick / not feeling well.
- I think Mrs. Neddleson will be out sick from work for several days because she is obviously very sick.
- I think if Mrs. Neddleson goes to work, her job will send her home because she is too sick to do anything.

Picture #7:

- I think Ms. Doherty is crying because she is watching a sad movie / television show.
- I think Ms. Doherty is crying because she just heard a horrible story on the news.
- I think Ms. Doherty is crying because she is laughing very hard at a funny movie / television show.

Picture #8:

- I think Allen is going to be upset later because he lost his papers when he was trying to hurry.
- I think Allen is late for work because he is rushing with a briefcase.
- I think Allen is on his way to a business meeting because he had a briefcase full of papers.
- I think Allen forgot to close his briefcase before he left because his papers are blowing everywhere.

Picture #9:

- I think the aliens are going to be mad when they realize they abducted manikins because they were probably trying to abduct real people.
- I think the aliens abducted the manikins because they thought they were humans.
- I think the store owners will believe they were robbed by humans because they probably don't believe in aliens.

Picture #10:

- I think Kevin and Alexa had fun with their parents because they took them to the carnival this weekend.
- I think Kevin and Alexa's parents took them to the carnival because they wanted them to have fun.
- I think Kevin and Alexa rode on several rides and played lots of games at the carnival this weekend because that's what kids do at carnivals.
- I think Kevin and Alexa's parent spent a lot of money this weekend at the carnival because ice cream, balloons and rides all cost money.

Picture #11:

- I think Mr. Driscoll is going to hurt himself because he fell on a hard surface.
- I think Mr. Driscoll might break his wrist as he falls because all of his body weight is going to come crashing down on it.
- I think Mr. Driscoll will sue the grocery store because he is going to hurt himself after slipping and falling.

Picture #12:

- I think the team won their baseball game because they have a trophy on the table with them.
- I think the team lost the game because they have a small trophy, but the pizza cheered them up.
- I think the team celebrated their win at a pizza shop because they are having pizza for lunch.

Picture #13:

- I think Rico will grow up to be a successful basketball player because he practices his basketball skills every day.
- I think Rico wants to play in the NBA when he gets older because he practices basketball so much.

Picture #14:

- I think Jennifer is a terrible cook because her food is burned and she is saying she doesn't know what happened.
- I think Jennifer and her husband will go out to eat for dinner because she burned it.
- I think Jennifer and her husband will order a pizza because they don't want to eat the burned dinner.
- I think Jennifer's husband will give her a hug because she is upset with herself for ruining their meal.

Picture #15:

- I think Sheila takes the bus to work every morning because she is waiting at the bus stop with her briefcase.
- I think Sheila takes the bus to work every morning because she doesn't have a car.
- I think Sheila takes the bus to work every morning because she doesn't like to drive in traffic.
- I think the bus is running late this morning to pick Sheila up because she is staring at her watch.

Additional Activity:

Over the course of two additional lessons, assign each student a "Picture #" and have them draw a picture with a brief caption that leaves room for interpretation. For classes with fewer than 10 students, you can have each student draw 2 pictures to extend the lesson. *Be sure to review each finished project to ensure that it's appropriate and relevant to the lesson.

During the final lesson, post the students' drawings around the room and conduct another Inference Carousel using the handouts provided. *This is why I included the additional pages.*

Hope you find this helpful and please be sure to leave feedback.



THANK YOU for downloading this activity!