



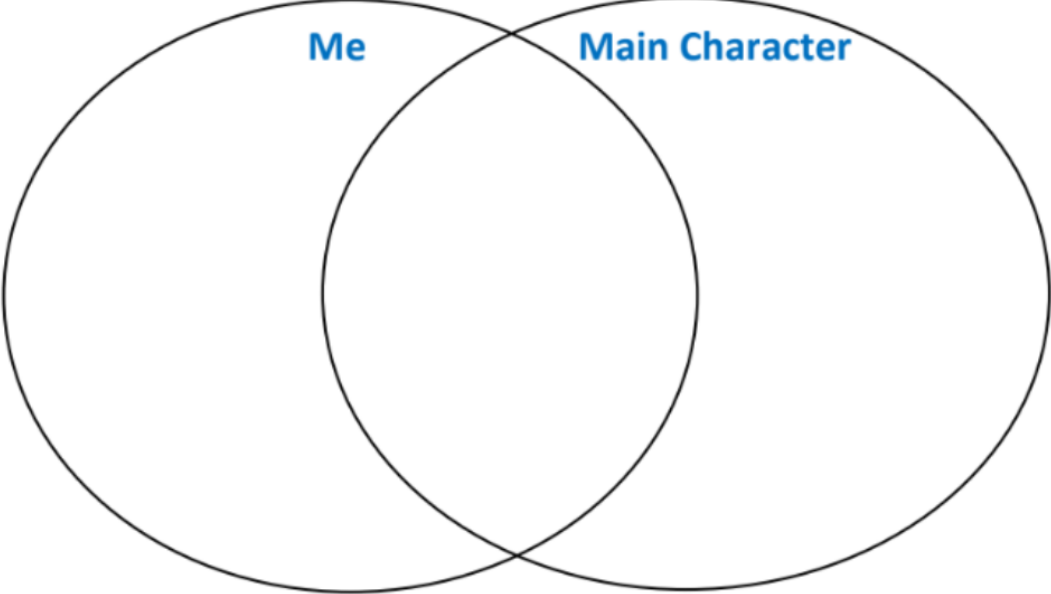
# VENN DIAGRAM

Name \_\_\_\_\_ Date \_\_\_\_\_

 **VENN DIAGRAM:**   
*Making Connections*

Use the Venn Diagram below to make connections between you and the main character of your book.

**Me** **Main Character**



**FREE DOWNLOAD**

Name \_\_\_\_\_

Date \_\_\_\_\_



# VENN DIAGRAM:

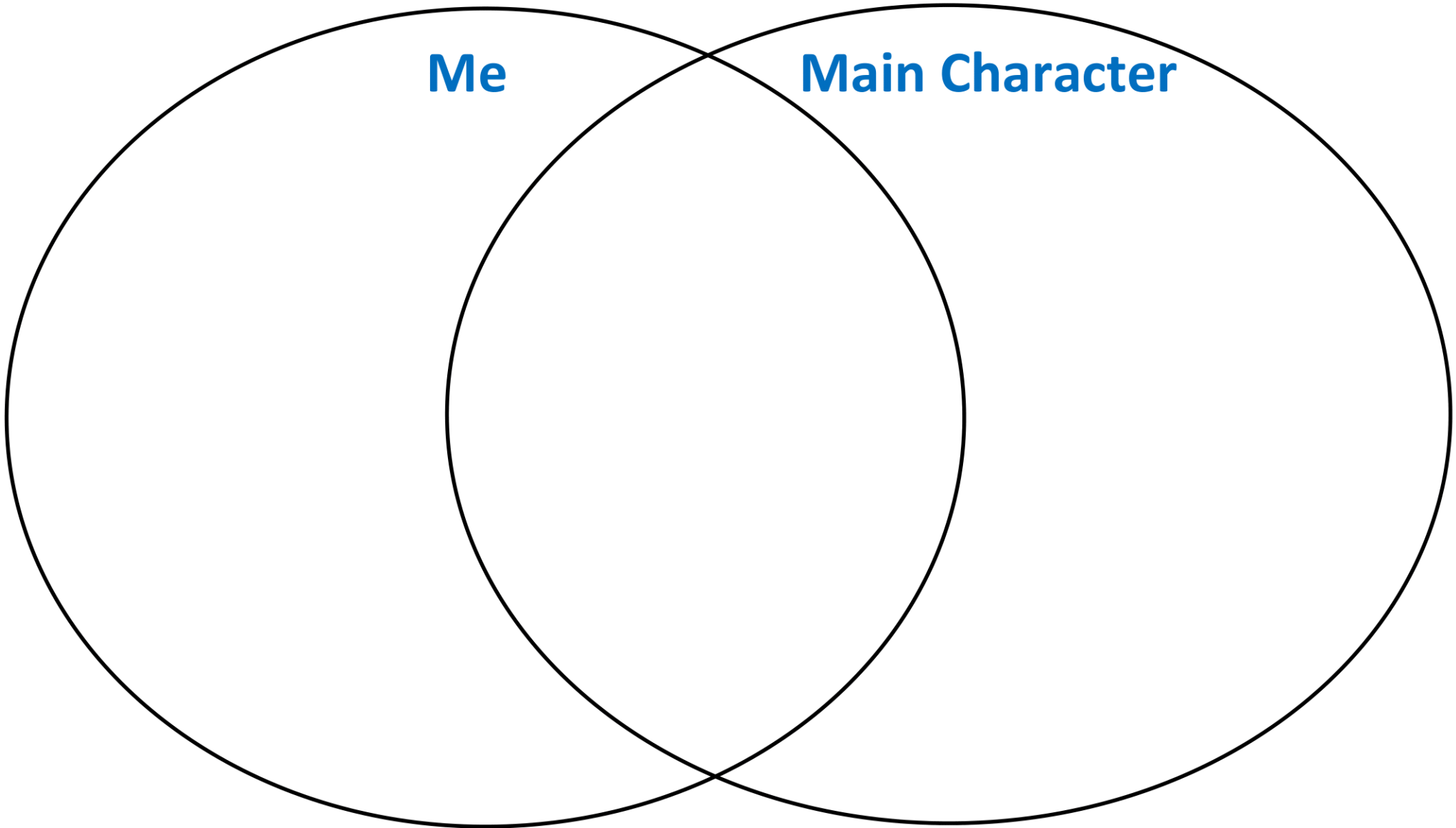
## Making Connections



Use the Venn Diagram below to make connections between you and the main character of your book.

**Me**

**Main Character**



# ACKNOWLEDGEMENTS

Borders,  
fonts, and  
graphics by



Follow, Tweet, Pin, & Share!



Canva




Thank you for downloading!

[www.TheTeacherTreasury.com](http://www.TheTeacherTreasury.com)



# HELP US GROW



**We appreciate  
your support!**

[www.TheTeacherTreasury.com](http://www.TheTeacherTreasury.com)

**Please take a  
moment to tell  
other educators  
about our  
website and  
resources.**

