


Parts of a Letter and Envelope Quizzes

Name _____ Date _____

PARTS OF A LETTER QUIZ

Directions: Identify the parts of a letter by writing the names in each part. Choose your answers in the box below.

Greeting/Salutation	Body
Closing	Date




www.TheTeacherTreasury.com

Name _____ Date _____

PARTS OF AN ENVELOPE QUIZ

Directions: Identify the parts of an envelope by writing the names in each part. Choose your answers in the box below.

Receiver's address	Receiver's city, state, zip
Sender's address	Sender's city, state, zip
Receiver's name	Stamp
Sender's name	



www.TheTeacherTreasury.com

Name _____

Date _____

PARTS OF A LETTER QUIZ

Directions: Identify the parts of a letter by writing the names in each part.
Choose your answers in the box below.

Greeting/Salutation

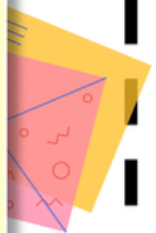
Body

Closing

Date



A large yellow rectangular area containing ten horizontal lines for writing. At the top right of this area, there is a short horizontal line. At the bottom right, there are two more short horizontal lines stacked vertically.



Name _____

Date _____

PARTS OF AN ENVELOPE QUIZ

Directions: Identify the parts of an envelope by writing the names in each part.
Choose your answers in the box below.

Receiver's address	Receiver's city, state, zip
Sender's address	Sender's city, state, zip
Receiver's name	Stamp
Sender's name	



ACKNOWLEDGEMENTS

Borders, fonts, and graphics by



Follow, Tweet, Pin, & Share!



Thank you for downloading!

www.TheTeacherTreasury.com



HELP US GROW

Please take a moment to tell other educators about our website and resources.

www.TheTeacherTreasury.com



We appreciate your support!

