

# **The Sneetches** **and Segregation**

**Short & Extended  
Response Activities**

**A**

**Dr. Seuss**

**inspired lesson for**

**Black**

**History Month**

**FREE!**

Name \_\_\_\_\_ Date \_\_\_\_\_

# The Sneetches

## Critical Thinking Questions


<p><b>1.</b> The Star-Belly Sneetches taught their children to discriminate against others different from them. Do you think human parents and adults sometimes teach kids the wrong behavior too?</p>	<p><b>2.</b> A Star-Belly Sneetch told her son not to talk to the Plain-Belly Sneetches. What do you think would happen if he broke his mother's rules?</p>
<p><b>3.</b> Why do the Star-Belly Sneetches believe they are better than the Plain-Belly Sneetches?</p>	<p><b>4.</b> What would happen if the Plain-Belly Sneetches decided stars were bad and plain bellies were the best?</p>
<p><b>5.</b> Compare and contrast the lives of the Sneetches and the lives of people during American segregation.</p>	<p><b>6.</b> Stars were very important in the world of Sneetches. Do you think skin color matters in the real world? Why or why not?</p>
<p><b>7.</b> If you were born a Star-Belly Sneetch, how do you think you would treat the Plain-Belly Sneetches?</p>	<p><b>8.</b> Do you think the Plain-Belly Sneetches should have moved to a different beach by themselves? Why or why not?</p>

Name \_\_\_\_\_

Date \_\_\_\_\_

# Short Response Q & A

Directions: Choose a critical thinking question from your handout and write it in the space below. Afterwards, provide your response in a few sentences at the bottom of the page.



Short Response:

---

---

---

---

---

---

---


---

Name \_\_\_\_\_

Date \_\_\_\_\_

# Extended Response Q & A

**Directions:** Choose a critical thinking question from your handout and write it in the space below. Read the Extended Response Checklist at the bottom of the page before writing your detailed answer.



## Extended Response Checklist:



Restate the question.



Use supporting details from the text to support your answer.



Explain how and why you came to your conclusion.




Check your writing for correct spelling, grammar, capitalization, and punctuation.

A decorative writing template consisting of a large, light pink rectangular area with a thick black wavy border. Inside this area, there are 18 horizontal black lines spaced evenly, providing a guide for writing. The entire template is centered within a white page that has a thick black rectangular border.

# ACKNOWLEDGEMENTS

---

Frames, Borders, and Shapes by:



Fonts by:



Follow, Tweet, Pin, & Share!



Thank you for downloading!

[www.TheTeacherTreasury.com](http://www.TheTeacherTreasury.com)



# HELP US GROW

Please take a moment to  
tell other educators about  
our website and resources.

## We appreciate your support!

[www.TheTeacherTreasury.com](http://www.TheTeacherTreasury.com)

