

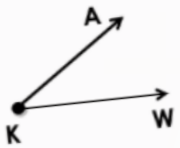



ELEMENTARY GEOMETRY:

Angles, Shapes, and Parallel Lines

Name _____ Date _____

 **Angles, Shapes and Parallel Lines** 






- 1 What is the name of this angle? _____
- 2 What the vertex of this angle? _____
- 3 What type of angle is this?
a. obtuse angle b. acute angle c. right angle
- 4 Name the 2 rays of this angle:
_____ and _____
- 5 Use a ruler to draw 3 different quadrangles.

... of angle is this?
... angle
...
... right angle STR.
... el lines.
... gon have? _____
... oval
... triangle

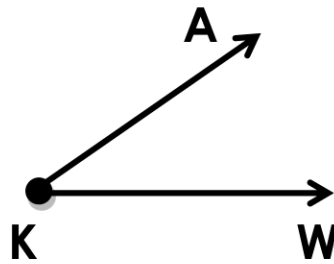



Name _____

Date _____



Angles, Shapes and Parallel Lines



1 What is the name of this angle? _____

2 What the vertex of this angle? _____

3 What type of angle is this?

- a. obtuse angle b. acute angle c. right angle

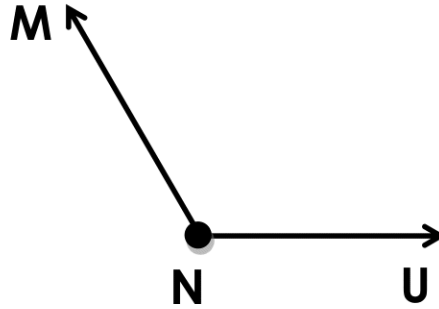
4 Name the 2 rays of this angle:

_____ and _____

5 Use a ruler to draw 3 different quadrangles.

6

What type of angle is this?



a. obtuse angle

b. acute angle

c. right angle

7

Use a ruler to draw right angle STR.

8

Use a ruler to draw 2 parallel lines.

9

How many sides does a pentagon have? _____

10

Use a ruler to draw these shapes.

circle

rectangle

oval


square

rhombus

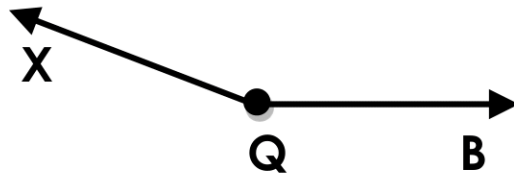

triangle

Name _____

Date _____



Angles, Shapes and Parallel Lines



1 What is the name of this angle? _____

2 What the vertex of this angle? _____

3 What type of angle is this?

a. obtuse angle

b. acute angle

c. right angle

4 Name the 2 rays of this angle:

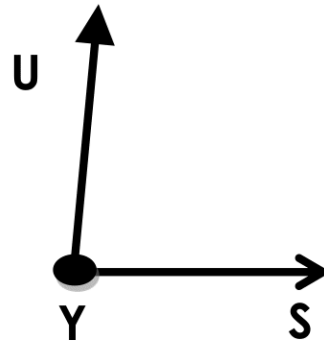
_____ and _____

5 Use a ruler to draw a parallelogram.

6

What type of angle is this?

- a. obtuse angle
- b. acute angle
- c. right angle



7

Use a ruler to draw an obtuse angle.

8

Use a ruler to draw 2 perpendicular lines.

9

How many sides does an octagon have? _____

10

Use a ruler to draw these shapes.

pentagon

triangle

rectangle

rhombus

octagon

hexagon

ACKNOWLEDGEMENTS

Borders, fonts, and graphics by



Follow, Tweet, Pin, & Share!



Thank you for downloading!

www.TheTeacherTreasury.com



HELP US GROW!

Please take a moment to tell other educators about our website and resources.

www.TheTeacherTreasury.com



**We appreciate
your support!**